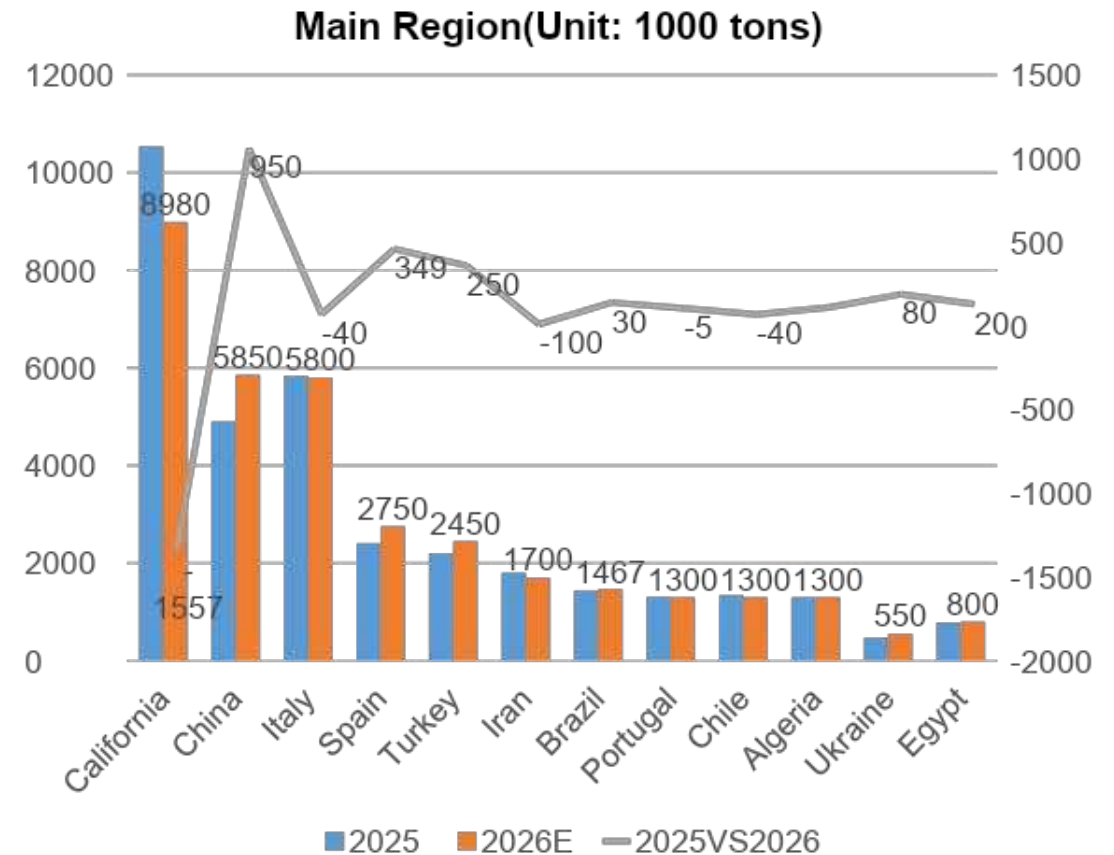
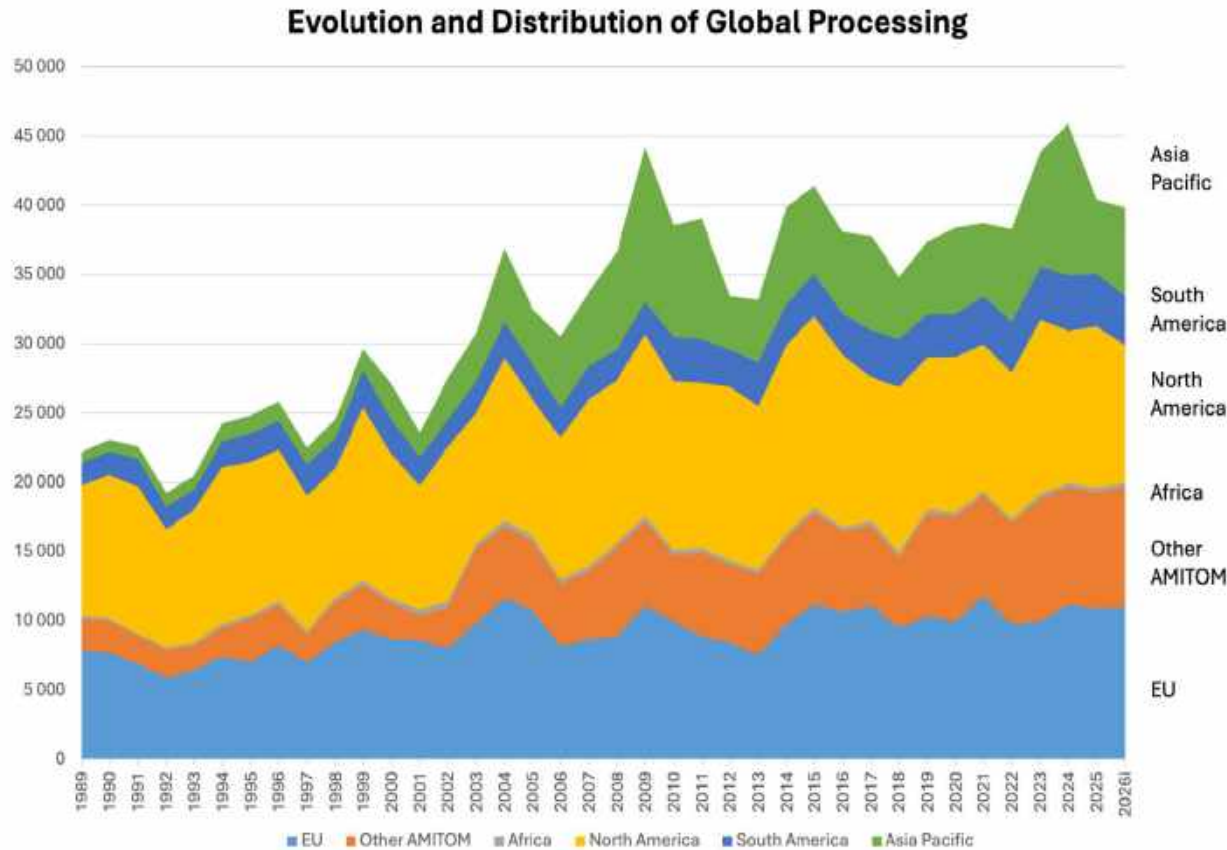


The crop 2026 in China

Jun,2026

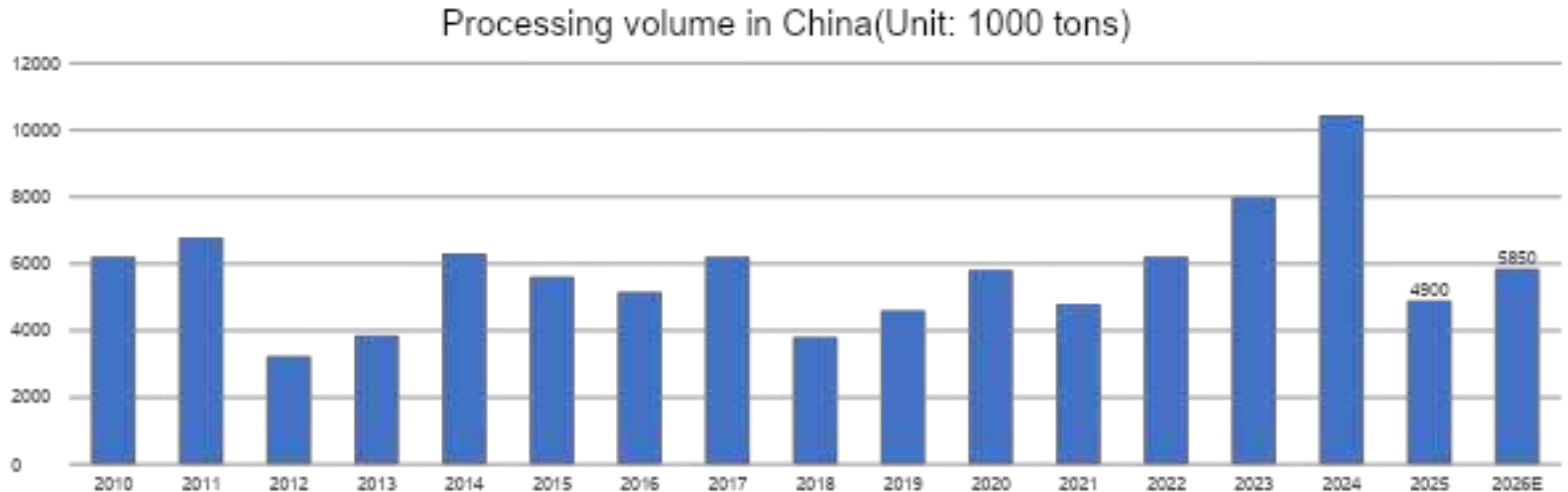
2026 crop- Global progress

□ WPTC crop update as of 30 May, It is estimated that the global volume is 39.8 million tons, decrease of 1% compared to 2025(40.3 million tonnes) .



2026 crop-China progress

- As of June 1, the transplanting work in China has been completed.
- The planting area in China is about 50 thousand hectares, an increase of 15% compared to 2025. Including 31.3 thousand hectares in Northern Xinjiang, 9.5 thousand hectares in Southern Xinjiang, 8.5 thousand hectares in Inner Mongolia, and 0.7 thousand hectares in Gansu-Ningxia.
- The total volume in China is currently about 5.85 million tons, but this figure may change with future weather conditions.



2026 crop-climate

- In late April and early May, parts of Xinjiang and Inner Mongolia were struck by hail and sandstorms, which impacted the early transplanting of tomato seedlings, but not significantly.
- According to the annual weather forecast, Growing chances of El Niño may result in extreme weather.
- Very high temperatures may negatively impact blossom and fruit set.



Xinjiang



Inner Mongolia

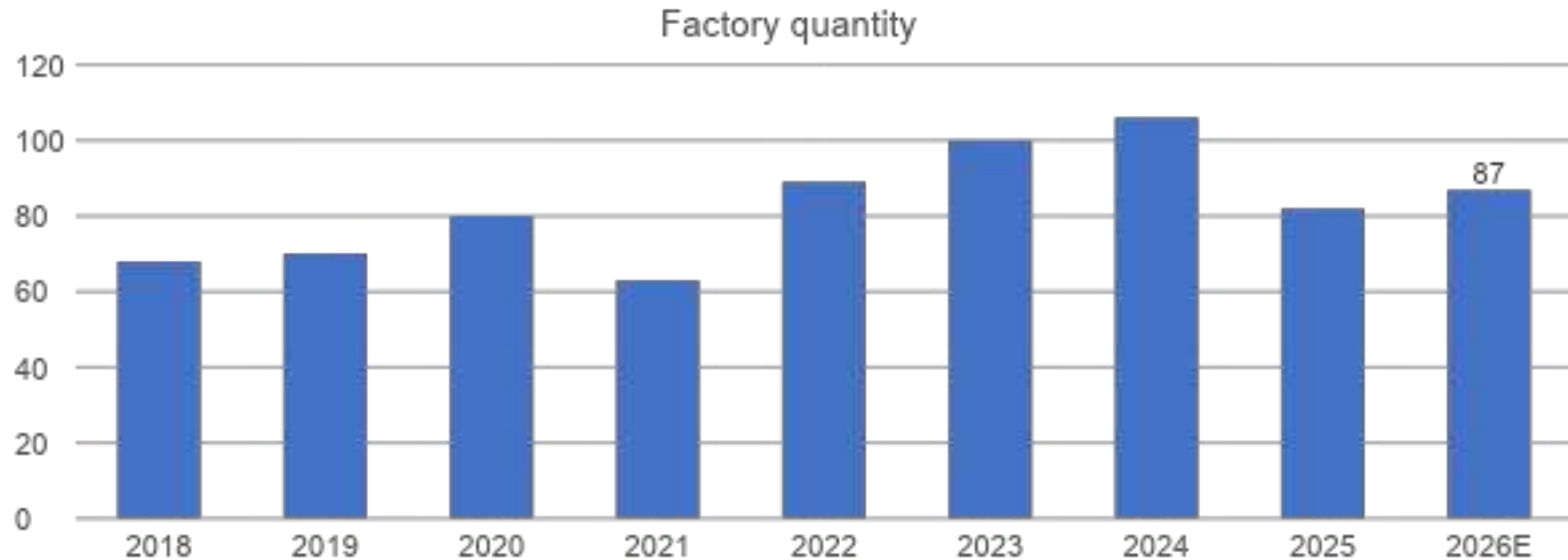
2026 crop- price of fresh

- The contract price of fresh in China is USD 70/MT, up by USD 3 per MT, 5% increased compared with 2025.



2026 crop-daily capacity

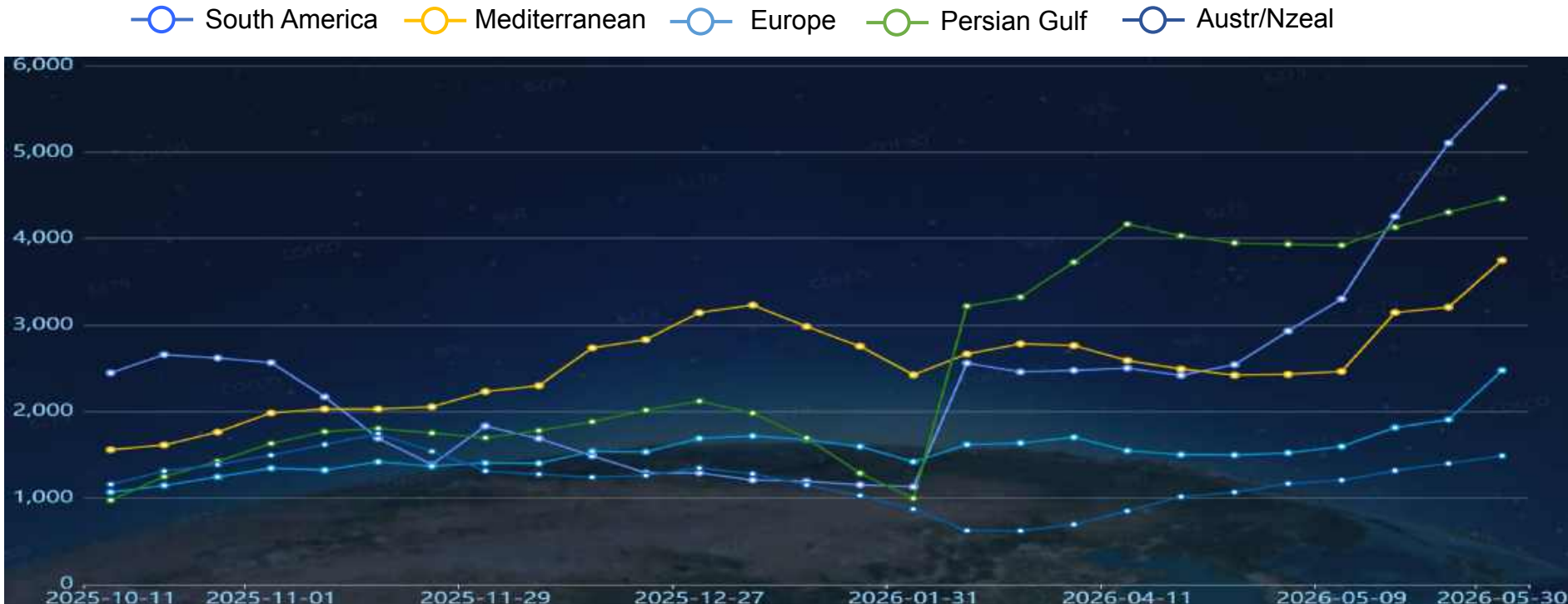
- 87 factories will be running, 5 more compared to 2025, equivalent to the 2022 level.
- The daily capacity is 225 thousand tons, a increase of 20 thousand tons compared to 2025, up by 10%.



2026 crop-cost

- Costs have increased by more than 10% compared with 2025.
- Ocean freight rose by 174% for the Persian Gulf route, 15% for the Mediterranean route.
- Pallets went up by 13%, aseptic bags by 5% and steel drums by 5%.

Ocean Freight (USD/TEU)



Consumption in China

- The consumption of processed tomatoes in China is estimated at 1.7 million tons fresh for 2026, about 28% of total production volume, more than 10% up compared to last year.
- According to Hongcan Big Data, the market size of the hot pot industry reached 639 billion yuan in 2025 and is expected to hit 670 billion yuan in 2026. the sour soup with tomato has emerged as a fast-growing segment in recent years. it reached 14.5 billion yuan in 2025, representing a year-on-year increase of 16%, and is projected to reach 16 billion yuan in 2026.
- The market size of Western cuisine in China reached 328 billion yuan in 2025, a year-on-year increase of 10.3%. The total number of restaurants stood at 325,000, rising by 6.6% year on year.

Market size of hot pot in China



Market size of Western cuisine in China



Market-more and more applications

Chinese Food



Tomato and Egg Stir-Fry



Sakura & Tomato Paste Prawn Balls



Tomato-Glazed Fried Shrimp



Meat ball with Tomato



Braised Abalone in Tomato Sauce



Beef Ribs with Tomato

Market-more and more applications

Chinese Food



Tomato Flavor Hot Pot



Sour Soup with Tomato



Stewed Beef Brisket with Tomato



Noodle with Tomato



Squirrel-shaped Mandarin Fish



Sweet and Sour Pork



Salmon in Rich Tomato Bisque



Tomato Minced Pork

Market-more and more applications

Chinese Food & Golden tomato



Golden Tomato Flavor Hot Pot



Squirrel-Shaped Mandarin Fish
Stuffed with Golden Tomato Paste



Golden Tomato Paste & Abalone Pudding



Crayfish with Golden Tomato Paste

Market-more and more applications

Tomato Powder



Mix powder processing



Snack food



Instant tomato soup



Hotpot seasoning



Pickling powder



Bakery



Biscuits



Pet food 12

Market-more and more applications

Traditional Western Cuisine



Dipping Sauce



Pizza



Pasta



Luosong soup

An aerial photograph of a vast, lush green agricultural field. The field is divided into numerous rows of crops, with the rows curving gently across the landscape. The color is a vibrant, uniform green, suggesting healthy vegetation. The perspective is from a high angle, looking down on the field.

Working Together for a Better Future